



# CITY OF PATTERSON

## CONTRACTOR & SUBCONTRACTOR BUSINESS LICENSE INFORMATION

1 Plaza Circle ▪ PO Box 667 ▪ Patterson, California 95363 ▪ Office 209.895.8040 ▪ Fax 209.895.8069

Dear New Business Owner,

Congratulations on your new business venture! Welcome to the growing and developing business community of the City of Patterson. The material in this packet provides information that may be useful to you during your application process for a business license for the City of Patterson.

The business license application must be processed and approved **before** any entity located within the City of Patterson can conduct business. The application must include the Commercial Recycling Compliance Surveys, Proof of Workers Compensation, and applicable fees payable in cash or check, to the City of Patterson Finance Department.

**Submitted in-person to:**

City Hall - 1st Floor (Finance Department)  
1 Plaza  
Patterson, CA 95363

**Mail to:**

City of Patterson  
PO Box 667  
Patterson, CA 95363

All businesses located within a local commercial facility (e.g., leased office space, retail store, warehouse, etc.) will need to meet requirements in effect by the City's Planning, Building, Fire, and Public Works departments. Building inspections will need to be scheduled as part of the application process.

All businesses operating from the owners' residences within the City of Patterson (including internet sales, professional services such as contractors and subcontractors, as well as all other allowable types of home-based businesses) are required to obtain and maintain a City of Patterson Business License and Home Occupational Use Permit.

All businesses, including *out-of-town* businesses, are expected and required to ensure they have all applicable permits and certifications that their business practice need to remain in compliance with the local, state, and federal laws and regulations.

All City of Patterson business licenses are valid from the date issued through the end of the fiscal year (June 30th), regardless of the issue date. Application fees are not prorated. Annual renewal notices are sent in June and due by July 31st. All licenses are considered current during the grace period of July 1 – July 31. If payment is not received during that time, the license will be considered delinquent and will incur a 10% late fee.

**Please Note:** Any licenses within City limits will be referred to Code Enforcement with outstanding fees on August 31<sup>st</sup>. If a contractor and/or outside of City limits, the business license will be inactivated.

**Please Note:** In the event your application is rejected you must contact the City Finance Department within 30 days of rejection date to request a refund of the business license application fee.

## Disability Access - SB 1186

---

On September 19, 2012 Governor Brown signed into law SB 1186, Chapter 383, which adds a state fee of \$1 [on January 1<sup>st</sup>, 2018 Certified Access Specialist (CASp) program fee increased to \$4], on any application for local business license or similar instrument or permit, or renewal thereof. The purpose is to increase disability access and compliance with construction-related accessibility requirements and to develop educational resources for businesses in order to facilitate compliance with federal and state disability laws, as specified.

Under federal and state law, compliance with disability access laws is a serious and significant responsibility that applies to all California building owners and tenants with buildings open to the public. You may obtain information about your legal obligations and how to comply with disability access laws at the following agencies:

The Division of the State Architect [www.dgs.ca.gov/dsa/home.aspx](http://www.dgs.ca.gov/dsa/home.aspx)  
The Department of Rehabilitation [www.rehab.cahwnet.gov](http://www.rehab.cahwnet.gov)  
The California Commission of Disability Access [www.cdda.ca.gov](http://www.cdda.ca.gov)

## Commercial Recycling – AB 1826 & AB 341

---

Public Works Department • Office 209.895.8060 • Fax 209.895.8069

Assembly Bill 341(AB-341) was passed to meet California’s recycling goal of 75% by the year 2020. AB-341 requires all commercial businesses and public entities that generate **4 cubic yards or more of waste per week** to have a **recycling program** in place. In addition, multi-family apartments with five or more units are also required to form a recycling program.

Assembly Bill 1826 is part of California’s recycling and greenhouse gas (GHG) emission goals. It establishes mandatory **organic recycling** requirements to be phased in over several years to meet the goals of California’s Global Warming Solutions Act, AB 32, of recycling 75% of waste by the year 2020. These organic materials account for nearly one-third of the approximately 30 million tons of waste destined for California’s landfills each year. Diverting organics from landfills for processing into compost and mulch reduces landfill GHG emissions and produces sustainable products that contribute to soil health, plant nutrition, water conservation and carbon sequestration. See chart below to determine if it is applicable to your business.

<b>AB1826 Requirements</b>	
For implementing an ORGANIC waste program	
<b>Date</b>	<b>Threshold amounts for Businesses</b>
<b>April 1, 2016</b>	8 cubic yards of organic waste per week
<b>January 1, 2017</b>	4 cubic yards of organic waste per week
<b>January 1, 2019</b>	4 cubic yards of commercial solid waste per week
<b>** “Businesses” includes multi-family complexes with 5 units or more, however, multi-family premises are only required to recycle landscaping waste.</b>	

# Proof of Workers' Compensation Insurance – AB 2883

---

Legislation AB 2883, Chapter 205, provides that an applicant for insurance or renewal of a business license issued by a city or county must provide proof of valid current workers' compensation insurance or a current Certificate of Self-Insurance.

Failure to provide insurance will result in a stop order that prohibits the use of labor by the employer and acquires up to a maximum penalty total of \$100,000. Failure to observe stop order is a misdemeanor punishable by imprisonment in the county jail not exceeding 60 days or a fine not exceeding \$10,000, or both.

If you have any questions, please contact your insurance agent.

## Departments & Agencies to Contact

---

CITY OF PATTERSON PLANNING DEPARTMENT  
**The proposed business must conform to the zoning standards for the location chosen for the business.**

1 Plaza Circle, 2<sup>nd</sup> floor  
Patterson, CA 95363  
(209) 895-8020

CITY OF PATTERSON BUILDING DEPARTMENT  
**Local business, except those requiring Home Occupational Use Permits, must schedule inspections through the Building Department. These inspections are in addition to any inspections required for building occupancy.**

1 Plaza Circle, 1<sup>st</sup> floor  
Patterson, CA 95363  
(209) 895-8030

CITY OF PATTERSON PUBLIC WORKS DEPARTMENT  
**Contact this department for any questions involving public works and environmental compliance requirements.**

1 Plaza Circle, 2nd floor  
Patterson, CA 95363  
(209) 895-8060

STANISLAUS COUNTY CLERK-RECORDER'S OFFICE  
**Contact this agency to register a Fictitious Business Name, if necessary, for business.**

1021 I Street  
Modesto, CA 95354  
(209) 525-6700

STANISLAUS COUNTY DEPARTMENT OF ENVIRONMENTAL RESOURCES  
**Contact this agency for approval for all food-related businesses, as well as for any businesses that generate hazardous waste.**

3800 Cornucopia Way  
Modesto, CA 95358  
(209) 525-6700

CALIFORNIA STATE BOARD OF EQUALIZATION  
**Contact this agency to obtain a Resell Number (Seller's Permit). Contact by phone to receive the application by mail or receive the application online on their website.**

(800) 400-7115  
[www.boe.ca.gov](http://www.boe.ca.gov)

INTERNAL REVENUE SERVICE  
**Contact this agency to obtain a Federal Tax Identification Number (Employer's Identification Number), if necessary.**

[www.irs.gov](http://www.irs.gov)

In accordance with the Municipal Code Section 5.04.090 License Tax, the rates of license fees to be paid by a person engaging in or carrying on any business or business enterprise in the city are fixed as listed under Title 5 on the following website:

<https://www.codepublishing.com/CA/Patterson/> .

Your business license renewal form includes the amount owing, based on the fees detailed in the Municipal Code, plus the Certified Access Specialist (CASp) fee of \$4.00 per Senate Bill 1186. More information on the CASp fee can be found at: <https://www.dgs.ca.gov/casp>

TITLE 5 BUSINESS LICENSE AND REGULATIONS MC FEES			
AVERAGE MONTHLY RECEIPTS		YEARLY GROSS < or =	LICENSE FEE PER ANNUM
\$0.00	\$ 3,000.00	\$ 36,000.00	\$ 40.00
\$ 3,000.00	\$ 6,000.00	\$ 72,000.00	\$ 70.00
\$ 6,000.01	\$12,000.00	\$144,000.00	\$ 100.00
\$ 12,000.01	\$16,000.00	\$192,000.00	\$ 120.00
\$ 16,000.01	OVER	\$999,999.00	\$ 140.00

- SCHEDULE 1** (Realtor, Miscellaneous Business Retailing, Printing, Publishing)
- SCHEDULE 2** ( Arts & Crafts, Professional & Personal Services)
- SCHEDULE 3** ( Wholesaling, Jobbing, Warehouse, Livestock and Poultry Feed)
- SCHEDULE 4** ( Contractors and Sub-Contractors)
- SCHEDULE 5** ( Manufacturing)

# BUSINESS LICENSE INSPECTION CHECKLIST

Building Department ▪ Office 209.895.8030 ▪ Fax 209.895.8039 ▪ building@ci.patterson.ca.us

In order to facilitate your business license inspection, please review the following general requirements and correct any deficiencies prior to your inspection date. This is a basic checklist and does not list all requirements as others may apply based on the nature of the business.

## FIRE EXTINGUISHERS

1. Provide at least one 2A 10BC extinguisher for every 3,000 square feet or portion thereof of the floor area. Travel distance to a fire extinguisher shall not exceed 75 feet.
2. Extinguishers shall be serviced annually and shall have a current service tag attached to it. Service shall be provided by a licensed service person. Please check fire extinguishers monthly and make sure employees understand how to use one.
3. A type K extinguisher shall be provided in commercial kitchens.

## EXITING, EGRESS & EMERGENCY LIGHTING

1. Exits will be checked to make sure that they have an exit sign. Exit signs graphics shall be a minimum of 6 inches in height. When 2 or more exits are required by Code, exit signs shall be illuminated and have battery backup power.
2. Emergency lighting provided must be maintained and in operable condition.
3. Front exit doors that have locks shall bear a sign "*This door to remain unlocked when building is occupied*". The sign shall be in 1 inch high on a contrasting background
4. Neither exit doors nor exit paths shall be obstructed in any manner.
5. Exit doors shall be maintained in an operable condition at all times.
6. Exit doors shall swing in the direction of exit travel when serving any hazardous area or when occupant load exceeds 49 persons.
7. Doors equipped with panic hardware shall not have thumb-operated devices, dead-bolts, or other similar devices.

## ELECTRICAL

1. Extension cords shall not be used as a substitute for permanent wiring.
2. Power strips shall plug directly into the electrical receptacle. Do not link together or 'daisy chain' power strips together.
3. Appliance cords and extension cords shall be kept in good repair and without splices.
4. All electrical outlets, switches, and junction boxes shall be properly covered with cover plates and the electrical system should be safe from apparent shock and/or other electrical hazards.
5. Electrical panels shall have a minimum clearance of 30" wide, 36" Deep and 6'6" high that has a 36" wide access path to them.
6. Circuit breakers/fuses shall be labeled so as to identify the area protected and shall be clear of any tape, string, or wire.
7. No electrical cords extending through walls, ceilings, floors, under doors, or floor covering

## ACCESSIBILITY

The Americans with Disabilities Act (ADA) is a Federal civil rights law that prohibits the exclusion of people with disabilities from everyday activities, such as buying an item at the store. To meet the goals of the ADA, the law established requirements for existing facilities as well as for compliance when a facility is altered or a new facility is constructed. "Grandfather provisions," that are often used by building code officials, do not exempt existing facilities. The following is a partial list of items that may be reviewed for ADA compliance:

1. Sales and Service Counters (Register Area)

- a. Retail stores where counters have cash registers and are provided for sales or distribution of goods or services to the public, at least one shall have a portion of the counter which is at least 36 inches in length with a maximum height of 36 inches above the finish floor. It shall be on an accessible route with an aisle width of 36 inches and have a 30"x48" area to accommodate a mobility device.
2. Accessible Parking
  - a. Contact Building Department with questions
3. Accessible Entrance
  - a. All grade level entrances may be required to be accessible
4. Fixed Seating and Tables
  - a. Disbursement
5. Doors at Entrances to Businesses
  - a. Max 32" clear
  - b. Max 5# of force
  - c. No round Knob, only levers
6. Shelves and Maneuvering Space
  - a. Max 48" above finished floor (AFF)
7. Restroom Facilities
  - a. Minimum of 1 unisex accessible restroom (contact Building Department)

Some locations meet the requirements of "Safe Harbor" as defined in the 2010 ADA guidelines or the current building code.

#### **PUBLIC WORKS REQUIREMENTS & ENVIRONMENTAL COMPLIANCE:**

1. Ensure that a Backflow Prevention Device is installed & successfully tested to prevent cross-contamination into the Public Water System. Public Works performs initial testing at the time of installation and annual test inspections. See attached information regarding Backflow Prevention Devices.
2. Ensure that a grease trap/interceptor is adequately sized for the type of business and that a maintenance program has been established to ensure that it is being maintained regularly. See attached information regarding Fats, Oils, and Grease (FOG) Program.
3. Maintain compliance with Stormwater Regulations. Ensure that you have the Best Management Practices (BMPS) for your business. See attached information regarding Stormwater BMPS.
4. Ensure that the facility has a water meter and that the business is signed up for utility services (Water, Sewer, and Garbage). Please contact the City's Finance Department at (209) 895-8040 for assistance.
5. Ensure that you have adequate waste disposal and recycling programs in place for your facilities.
  - a. If your business is generating 4 cubic yards or more of solid waste, your facility must have a recycling program. **Please complete and submit the AB 341 Compliance form to the Public Works Department.**
  - b. If your business is generating 4 cubic yards or more of solid waste, (Effective 2019) your facility must have an organic recycling program. **Please complete and submit the AB 1826 Compliance form to the Public Works Department**

#### **PERMIT REQUIREMENTS**

1. **Building permits** are required for any changes to the electrical, mechanical (heating/cooling), plumbing systems and accessibility. Addition, removal or modifications to walls or partitions requires a building permit. Rack systems over 5'9" require a building permit.
2. No additional uses shall be added to a business or adding subtenants without modification of the business license. A separate business license is required for additional businesses.
3. If your business needs any improvement or construction to open and those efforts encroach into the public right-of-way, you will need an **Encroachment Permit**. Contact Public Works at (209) 895-8060 for more information.

## Stormwater & Urban Runoff Pollution

### Overview

- The storm drain system is **NOT** connected to the city sewer system or the wastewater treatment plant. Any water that enters a storm drain flows directly to Salado Creek and then the San Joaquin River, UNTREATED.

- Urban runoff pollution flows to our rivers and into our groundwater through the drain system.

- 18 miles of storm lines that take water and debris straight from Patterson streets to our rivers and groundwater.



### Pollutants Include

- Oil and other automotive fluids
- Paint and construction debris
- Yard and pet wastes
- Pesticides and litter

### Tips

- Place drip pans under the spouts of liquid storage
- Grade and pave the waste receptacles and keep the lids closed, or install a small roof over the waste receptacle area.
- Do not hose out dumpsters! (if washing is required, dispose of wash water in sanitary sewer)
- Inspect dumpster routinely for leaks. Call vendor for replacement as necessary

\*\* Owners and operator of gasoline stations, auto repair shops, office parks and other commercial properties should be aware of the requirements of Stormwater Best Management Practices



## Cross-Connection Control Program

A cross-connection is a connection between the potable water supply and contaminate or pollutant, either from the distribution system or inside your home or business. Cross Connection must be eliminated to ensure your water supply is safe for you to drink.

### Key Terms

**Contaminate:** is an actual hazard to the public health through the poisoning or through the spread of disease.

**Pollutant:** is not an actual hazard to the public health, but does adversely affect the aesthetic qualities of the city water.

**Backflow:** occurs when water from the potable water gets reversed and water from the unprotected source flows back into the potable water system.

### Why does it matter?

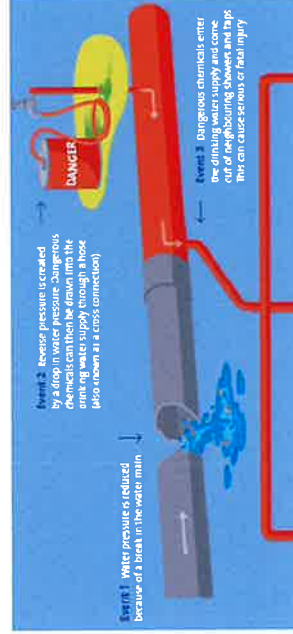
In order for backflow to occur, two things must first happen:

- there must be a link (cross connection between two systems (potable and non-potable).
- The resulting force must go towards the potable water supply (backflow).

### When and who are tested?

Every year businesses with a potential cross connection are tested, these businesses are but **NOT** limited to:

- Medical offices
- Hazardous buildings
- Painting companies
- Printing companies
- Hospitals
- Automotive shops



# The City of Patterson

## Public Works Department

## Business License Information Brochure



Contact The City of Patterson Public Works Department if you have questions, concerns or comments about any of the programs in this brochure.

City of Patterson  
Public Works Department  
1 Plaza, 2nd floor  
Patterson, Ca. 95363  
Phone (209) 895-8060  
www.ci.patterson.ca.us

## Fats, Oils & Grease (FOG) Program

### Business Information

#### Business Information

Must install grease removal device if your wastewater contains grease, oils, fats, sediments, particular matter or any other material that might impair the flow of the wastewater.

**Grease Traps:** are installed indoors often under the counter, generally used for small establishments.

**Interceptor:** big concrete box portioned off to remove the grease and food waste by trapping things that float and things that settle to the bottom.

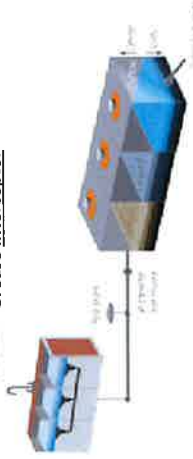
#### Grease Waste Disposal

- **Grease traps** may be cleansed by the restaurant or food service facility, but due to their size,
- **Interceptors** must be cleaned by a cleaning service.

#### Steps to Dealing with Grease Removal

- Never dispose of grease wastes directly to the sewer.
- Contract with a grease disposal company for waste grease pickup.
- Maintain your grease trap or grease interceptor on a regular basis.

**Grease Interceptor**



**Grease Trap**



## Organic Recycling

#### Who is to Participate?

Any business that produces 4 cubic yards or more of organic waste per week. Effective January 1, 2019, businesses that create 4 cubic yards of waste per week.

#### Why Recycle?

On average, a restaurant disposes of more than 50 tons of organics each year! These materials, when kept out of the landfill, can be composted into new earth-friendly products.

#### The Benefits of Participation

- A comprehensive recycling program including food waste diversion will help reduce your monthly trash bill.
- Benefits the environment-diverts waste from landfills, and turns organic materials into useful by-products such as soil amendments and compost.
- Reduces greenhouse gas emissions and leachate (liquid runoff) caused by decomposing organic landfill waste.
- Helps green your business and assists the City of Patterson with meeting its waste diversion goals.

To find out more about The City of Patterson's Food Waste and Organics Recycling program or to begin a program in your restaurant or food service establishment, please contact The City of Patterson.

#### Acceptable Material

Fruits  
Vegetables  
Dairy Products  
Bread & Grains  
Bones  
Meat & Poultry  
Fish & Seafood  
Coffee grounds  
Eggshells  
Plant trimming  
Soiled paper towels  
Paper plates  
Milk Cartons

#### NOT Accepted Material

*If it doesn't GROW then it doesn't GO!*

Plastics  
Glass  
Metals  
Styrofoam  
Non-biodegradable



## Commercial and Multi-Unit Recycling

#### Who is to Participate?

- Any business that generates 4 cubic yards or more waste per week
- Multi-families communities with five or more units

#### Arrange for Recycling Services

Businesses that meet threshold must place source-separated recyclable materials in the bins or container provided by Bertolotti Disposal at 1 (800)221-1257

#### Types of Material to Recycle

- Clean, dry paper junk mail, newspaper, magazines, phone books, and catalogs
- Cardboard and chipboard
- Plastic, glass bottles, and jars
- Metal containers and empty aerosol cans
- Plastic bags, bundled

#### Type of Material NOT to Recycle

- Broken glass
- Plastic hangers
- Plastic toys
- Garden hoses
- Rubber tires
- Hazardous waste-paint, batteries, anti-freeze, pesticides, cleaning products, cell phones, appliances, etc.



## Contaminación de Aguas Pluviales y Escorrentía Urbana

### Visión de Conjunto

- El sistema de drenaje de tormentas **NO** está conectado al sistema de alcantarillado de la ciudad ni a la planta de tratamiento de aguas residuales. Cualquier agua que ingrese a un drenaje pluvial fluye directamente a Salado Creek y luego al Río San Joaquín, SIN TRATAR.



- La contaminación de la escorrentía urbana fluye a nuestros ríos y a nuestras aguas subterráneas a través del sistema de drenaje.
- 1.8 millas de líneas de tormenta que llevan agua y escombros directamente desde las calles de Patterson a nuestros ríos y aguas subterráneas.

### Los contaminantes incluyen

- Aceite y otros fluidos automotrices
- Pintura y escombros de construcción
- Desperdicios de jardín y mascotas
- Pesticidas y basura

### Consejos

- Coloque las bandejas de goteo debajo de las boquillas de almacenamiento de líquidos
- Clasifique y pavimente los receptáculos de desechos y mantenga las tapas cerradas, o instale un techo pequeño sobre el área del receptáculo de desechos.
- ¡No manguere los contenedores de basura! (Si se requiere lavar, deseche el agua de lavado en el alcantarillado sanitario)
- Inspeccione el contenedor de basura rutinariamente para detectar fugas. Llame al vendedor para reemplazarlo según sea necesario.

\*\* Los propietarios y operadores de estaciones de gasolina, talleres de reparación de automóviles, parques de oficinas y otras propiedades comerciales deben conocer los requisitos de las mejores prácticas de gestión de aguas pluviales.



## Programa de Control de Conexión Cruzada

Una conexión cruzada es una conexión entre el suministro de agua potable y el contaminante, ya sea del sistema de distribución o dentro de su hogar o negocio. La conexión cruzada debe eliminarse para garantizar que su suministro de agua sea seguro para que pueda beber.

### Palabras Clave

**Contaminar:** es un peligro real para la salud pública a través del envenenamiento o la propagación de enfermedades.

**Contaminante:** no es un peligro real para la salud pública, pero sí afecta negativamente a las cualidades estéticas del agua de la ciudad.

**Contraflujo:** ocurre cuando el agua del agua potable se invierte y el agua de la fuente desprotegida fluye de regreso al sistema de agua potable.

### ¿Por qué eso importa?

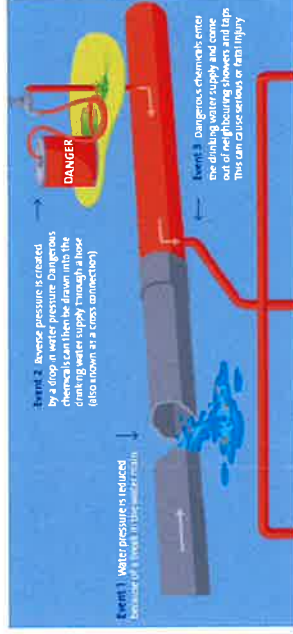
Para que se produzca un contraflujo, primero deben suceder dos cosas:

- Debe haber un enlace (conexión cruzada entre dos sistemas (potable y no potable).
- La fuerza resultante debe ir hacia el suministro de agua potable (contraflujo).

### ¿Cuándo y quiénes son probados?

Cada año se prueban las empresas con una posible conexión cruzada, estas empresas **NO ESTÁN** limitadas a:

- Consultorios médicos
- Edificios peligrosos
- Empresas de pintura
- Imprentas
- Hospitales
- Taller mecánico



## La Ciudad de Patterson

### Departamento de Obras Públicas

## Folleto Informativo para Licencia Comercial



Póngase en contacto con el Departamento de Obras Públicas de la Ciudad de Patterson si tiene preguntas, inquietudes o comentarios sobre cualquiera de los programas en este folleto.

Ciudad de Patterson  
Departamento de Obras Públicas  
1 Plaza, 2do piso  
Patterson, Ca. 95363  
Teléfono (209) 895-8060  
www.ci.patterson.ca.us

## Programa de Manteca, Aceite, y Grasa

### Información para negocios

Debe instalar un dispositivo de eliminación de grasa si sus aguas residuales contienen manteca, aceites, grasas, sedimentos, materia particular o cualquier otro material que pueda perjudicar el flujo de las aguas residuales.

**Trampas de grasa:** se instalan en el interior, a debajo del mostrador, generalmente se usan para establecimientos pequeños.

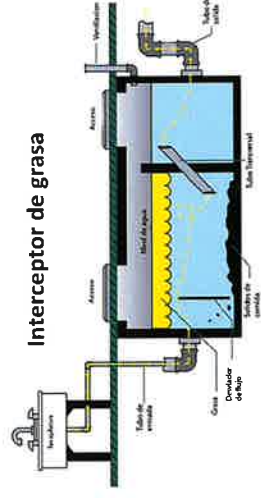
**Interceptor:** Caja grande de concreto dividida para eliminar la grasa y el desperdicio de comida al atrapar las cosas que flotan y las que se asientan en el fondo.

### Eliminación de Desechos de Grasa

- Las **trampas de grasa** pueden ser limpiadas por el restaurante o la instalación de servicio de alimentos, pero debido a su tamaño, los **interceptores** deben ser limpiados por un servicio de limpieza.

### Pasos para Lidar con la Eliminación de la Grasa

- Nunca deseches los residuos de grasa directamente en el alcantarillado.
- Contrato con una empresa de eliminación de grasa para recogida de grasa residual.
- Mantenga su trampa de grasa o interceptor de grasa regularmente.



### Trampa de grasa



## Reciclaje Orgánico

### ¿Quién debe participar?

Cualquier negocio que produzca 4 yardas cúbicas o más de desechos orgánicos por semana. A partir del 1 de enero de 2019, las empresas que crean 4 yardas cúbicas de desechos por semana.

### ¿Por qué reciclar?

En promedio, un restaurante dispone de más de 50 toneladas de productos orgánicos cada año! Estos materiales, cuando se mantienen fuera del vertedero, se pueden convertir en abono en algunos nuevos productos amigables con el planeta.

### Los beneficios de la participación

- Un programa integral de reciclaje que incluya desvío de desperdicios alimentarios ayudará a reducir su factura mensual de basura.
- Beneficia al medio ambiente: desvía los desechos de los vertederos y convierte los materiales orgánicos en subproductos útiles, como las enmiendas del suelo y el compost.
- Reduce las emisiones de gases de efecto invernadero y el lixiviado (escurrimiento líquido) causado por la descomposición de los residuos orgánicos del vertedero.
- Ayuda a que su empresa sea más ecológica y ayude a la Ciudad de Patterson a cumplir sus objetivos de desviación de desechos.

Para obtener más información sobre el programa de Reciclaje de Desechos de Alimentos y Orgánicos de la Ciudad de Patterson o para comenzar un programa en su restaurante o establecimiento de servicio de alimentos,

### Material Aceptable

- Frutas
- Vegetales
- Productos lácteos
- Pan y granos
- Huesos
- Carne de ave
- Pescado y Marisco
- Granos de café
- Cáscaras de huevo
- Recorte de la planta
- Toallas de papel sucias
- Platos de papel
- Cartones de leche

### Material NO Aceptado

- ¡Si no CRECE, entonces NO VA!
- Plástica
- Vaso
- Rieles
- Espuma de poliestireno
- No es biodegradable



## Reciclaje comercial y de unidades múltiples

### ¿Quién debe participar?

- Cualquier negocio que genere 4 yardas cúbicas o más de desechos por semana
- Comunidades multifamiliares con cinco o más unidades

### Organice los servicios de reciclaje

Las empresas que cumplan con el umbral deben colocar materiales reciclables separados por fuente en los contenedores o recipientes provistos por Bertolotti Disposal al 1 (800) 221-1257

### Tipos de material para reciclar

- Correo no deseado limpio y seco, periódicos, revistas, guías telefónicas y catálogos
- Cartón y aglomerado
- Plástico, botellas de vidrio y frascos
- Contenedores de metal y latas de aerosol vacías
- bolsas de plástico agrupadas

### Tipo de material NO reciclable

- Vidrio roto
- Contaminado o mojado
- Perchas de plástico
- Juguetes de plástico
- Mangueras de jardín
- Neumáticos de goma
- Residuos peligrosos: pintura, baterías, anticongelantes, pesticidas, productos de limpieza, teléfonos celulares, electrodomésticos, etc..





# BUSINESS LICENSE APPLICATION CONTRACTOR & SUBCONTRACTOR

(select all that apply)  New Application  Address Change  Owner Change  Name Change

Proposed Business Start Date \_\_\_\_\_ Ownership Type  Sole Proprietorship  Partnership  Corporation

Business Name \_\_\_\_\_ Parent Company \_\_\_\_\_  
 Owner/Contact Person \_\_\_\_\_ Contact Phone # \_\_\_\_\_  
 Nature of Business \_\_\_\_\_ Business Phone # \_\_\_\_\_  
 Email \_\_\_\_\_ State Contractor's License # (if applicable) \_\_\_\_\_  
 Tax I.D. # \_\_\_\_\_ CA Sellers Permit # \_\_\_\_\_ Number of Employees \_\_\_\_\_

Business Address \_\_\_\_\_ (If different from business address.)  
 City \_\_\_\_\_ State \_\_\_\_\_ Zip Code \_\_\_\_\_ Mailing Address \_\_\_\_\_  
 City \_\_\_\_\_ State \_\_\_\_\_ Zip Code \_\_\_\_\_  
 Job Site Address (If applicable) \_\_\_\_\_

Is this a home based business?  Yes  No Will you sell or serve alcohol?  Yes  No  
 Will you sell food or drinks?  Yes  No If yes, you are required to get approval from the Health Department  
 Do you have pool tables in your place of business?  Yes  No If yes, how many? \_\_\_\_\_

The average **annual** gross receipts from business conducted **within the City of Patterson** are expected to be: (please select the appropriate Schedule from the attached table and circle below.)

SCHEDULE:  1  2  3  4  5 Annual Gross \$ \_\_\_\_\_

First Time Application Fee	\$ 28
FEE	
SB 1186_ State Mandated Access Fund Fee	\$ 4
<b>TOTAL DUE</b>	

**UNDER PENALTY OF PERJURY,  
I DECLARE THE FOREGOING TO BE TRUE AND  
CORRECT.**

Signature \_\_\_\_\_  
Date \_\_\_\_\_

CITY USE ONLY		Customer #
DEPARTMENT	DATE	EVALUATION   RESTRICTIONS
Planning		
Building		
Fire		
Public Works		
Utility Sign-Up		
Health		<input type="checkbox"/> Approved



# BUSINESS LICENSE APPLICATION

## WORKERS' COMPENSATION & SUPPLEMENTAL INFORMATION

### WORKERS' COMPENSATION DECLARATION

---

I hereby affirm, under penalty of perjury, one of the following declarations:

- I have and will maintain a certificate of consent to self-insure for workers' compensation, as provided by Section 3700, for the duration of any business activities conducted for which this license is issued.
- I have and will maintain workers' compensation insurance, as required by Sections 3700, for the duration of any business activities conducted for which this license is issued.

---

My workers' compensation insurance carrier and policy number are:

Carrier \_\_\_\_\_

Policy Number \_\_\_\_\_

- 
- I certify that in the performance of any business activities for which this license is issued, I shall not employ any person in any manner so as to become subject to the workers' compensation laws of California. I further agree that if I should become subject to the workers' compensation provisions of Section 3700 of the Labor Code, I shall forthwith comply with the provisions of Section 3700.

Name \_\_\_\_\_

Address \_\_\_\_\_

Signature \_\_\_\_\_

City \_\_\_\_\_ State \_\_\_\_\_ ZIP \_\_\_\_\_

Date \_\_\_\_\_

**WARNING:** Failure to secure workers' compensation coverage is unlawful, and shall subject an employer to criminal penalties and civil fines up to \$100,000, in addition to the cost of compensation, damages as provided for in section 3706 of the labor code, interest, and attorney's fees.

### SUPPLEMENTAL INFORMATION

---

Please complete the following

Will the occupancy or "use" of the building be changing? (will your business be significantly different than the previous business in this location, if any?) Examples: A restaurant opening in a former clothing store location; a pet store in a former insurance office.

YES If yes, please explain

NO

Will you be upgrading/remodeling the building (building walls, putting in restrooms, etc.)?

YES If yes, please explain

NO

Will your establishment be serving or preparing food?

YES If yes, please describe what types of food (prepared from scratch, prepackaged, ... et cetera)

NO



# Public Works Department

1 Plaza Circle | Patterson, California | Office 209.895.8040 | Fax 209.895.8069

## MANDATORY RECYCLING COMPLIANCE FORM

Please submit questionnaire within **15 days** to the Public Works Department

Business/Entity Name _____		Owner/Contact Name _____	
Phone Number _____	Fax Number _____	E-Mail _____	
Mailing Address _____		Physical Address _____	
City _____	State _____	Zip Code _____	City _____
<b>1 a.</b> Does your business produce two (2) cubic yards of solid waste per week? <input type="checkbox"/> YES <input type="checkbox"/> NO		<b>1b.</b> Does your business generate more than 20 gallons of Organic waste per week? <input type="checkbox"/> YES <input type="checkbox"/> NO	
		<b>2.</b> Is your facility a multi-family dwelling of five or more (5+) units? <input type="checkbox"/> YES <input type="checkbox"/> NO	

If you answered "YES" to question 1a and 1b **AND/OR** question 2, please fill out the SB 1383 portion of this form. If you answered "YES" to question 3 below, fill out the AB 341 portion of this form. Return the completed form to the City of Patterson at city hall or e-mail to [solidwaste@ci.patterson.ca.us](mailto:solidwaste@ci.patterson.ca.us). If you answered "NO" to 1, 2 and 3 stop here and proceed to **number 12**

### Commercial Recycling

**3.** Which materials do you recycle?

<input type="checkbox"/> Clothing/Textiles	<input type="checkbox"/> CRV Containers	<input type="checkbox"/> Plastic	<input type="checkbox"/> Glass	<input type="checkbox"/> None
<input type="checkbox"/> Cardboard & Paper	<input type="checkbox"/> Metal (non CRV)	<input type="checkbox"/> Styrofoam	<input type="checkbox"/> Lumber	<input type="checkbox"/> Other _____

---

**4.** Recycled materials are:

<input type="checkbox"/> Co-Mingled	<input type="checkbox"/> Source Separated
-------------------------------------	---

**5.** Recycled materials are transported by:

<input type="checkbox"/> Self-Haul	<input type="checkbox"/> Non-Profit	<input type="checkbox"/> Service Provider
------------------------------------	-------------------------------------	---

### Organics Recycling & Composting

**6.** Which **organic** materials do you currently **recycle**?

<input type="checkbox"/> Food-Soiled Paper	<input type="checkbox"/> Pruning Waste	<input type="checkbox"/> Food Waste	<input type="checkbox"/> Edible Food Waste
<input type="checkbox"/> Landscape Waste	<input type="checkbox"/> Green Waste	<input type="checkbox"/> None	<input type="checkbox"/> Other _____

---

<p><b>7.</b> The <b>recycled organic</b> materials are:</p> <input type="checkbox"/> Co-Mingled <input type="checkbox"/> Source Separated	<p><b>8.</b> How often do you <b>recycle organics</b>?</p> <input type="checkbox"/> Daily <input type="checkbox"/> Weekly <input type="checkbox"/> Monthly <input type="checkbox"/> Yearly	<p><b>9.</b> The <b>organics</b> are <b>transported/recycled</b> through:</p> <input type="checkbox"/> Self-Haul <input type="checkbox"/> Service Provider <input type="checkbox"/> Non-Profit <input type="checkbox"/> Other _____
---	---	--

---

<p><b>10.</b> Which <b>organics</b> do you currently separate for <b>composting</b>?</p> <input type="checkbox"/> Food-Soiled Paper <input type="checkbox"/> Green Waste <input type="checkbox"/> Landscape Waste <input type="checkbox"/> None <input type="checkbox"/> Food Waste <input type="checkbox"/> Other _____ <input type="checkbox"/> Pruning Waste	<p><b>11.</b> The <b>organics</b> are <b>composted</b> through:</p> <input type="checkbox"/> Self-Haul <input type="checkbox"/> Service Provider <input type="checkbox"/> Non-Profit <input type="checkbox"/> Other _____
--	--

**Please note:** Donating edible food waste to food banks and shelters is a preferred method of recycling/diverting edible food waste.

**12.** I, \_\_\_\_\_, certify that I am a duly authorized representative of the above named entity  
Please print first and last name  
 for purposes of regulatory compliance reporting and that the foregoing is true and correct to the best of my knowledge.

Signature _____	Date _____
Approved by: _____	Date _____



**City of Patterson**  
**SB 205 Stormwater Discharge Compliance Form**

Business Name \_\_\_\_\_ Business License# \_\_\_\_\_

Business Physical Address: \_\_\_\_\_ Business Owner: \_\_\_\_\_

- 1. What are the primary Standard Industrial Classification (SIC) Codes for this business location?**  
Look up your SIC Codes here: [https://www.osha.gov/pls/imis/sic\\_manual.html](https://www.osha.gov/pls/imis/sic_manual.html) and search by keyword(s) for example: metal recycling OR your insurance broker should also know your SIC code(s).

\_\_\_\_\_

- 2. Do any of the Primary SIC Codes above match any of the regulated SIC codes listed on the Water Board website below? Circle One: YES NO**

[https://www.waterboards.ca.gov/water\\_issues/prmrrams/stormwater/sicnum.shtml](https://www.waterboards.ca.gov/water_issues/prmrrams/stormwater/sicnum.shtml)

**If you circled NO, sign and return this form with your business license renewal. Nothing more for SB 205 if required of the business at this time.**

- 3. If you circled YES, has the business already obtained an Industrial NPDES Permit?**  
Circle One: YES NO
- 4. If you circled YES, provide the requested information regarding the existing Industrial NPDES Permit. Sign and return this form with your business license renewal. You are in compliance with SB205.**

WDID#: \_\_\_\_\_

WDID Application#: \_\_\_\_\_

NONA ID#: \_\_\_\_\_

NEC ID#: \_\_\_\_\_

**If you circled NO, you need to enroll under the Stormwater Industrial General Permit (IGP) and provide the City with your permit numbers as described above.**

**Declaration**

*I declare under penalty of perjury under the laws of California that the above information is true and correct to the best of my knowledge.*

Print Name: \_\_\_\_\_ Signature: \_\_\_\_\_

Title: \_\_\_\_\_ Date: \_\_\_\_\_